

IRC: F48:53:225:2021

31.05.2021

The Manager,
National Stock Exchange of India Ltd,
Exchange Plaza, 5th Floor,
Plot No. C/1, 'G' Block,
Bandra- Kurla Complex,
Bandra (East), Mumbai - 400 051

The Manager,
Bombay Stock Exchange limited,
Phiroze Jeejeebhoy Towers,
Dalal Street,
Mumbai - 400001

Scrip Code: KARURVYSYA

Scrip Code: 590003

Dear Sir/Madam,

Sub: Regulation 47 of SEBI (Listing Obligations and Disclosure Requirements) Regulations, 2015 - Publication of Audited Financial Results of the Bank for the quarter and year ended 31st March, 2021 in Newspapers

In compliance of Regulation 47 of the SEBI (Listing Obligations and Disclosure Requirements) Regulations, 2015, please find enclosed copies of newspaper publication on Audited Financial Results of the Bank for the quarter and year ended 31st March, 2021. The advertisement has been published in Business Standard (All India Edition), Business Line (All India Edition) and Dinamalar Paper (Trichy Edition) on 29th May, 2021.

The aforesaid information is also being hosted on the Bank's website www.kvb.co.in

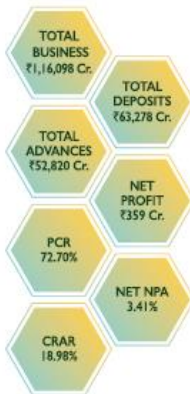
Please take the same on record.

Yours faithfully,



Srinivasarao M
Company Secretary &
Asst. General Manager

Encl : a.a



AUDITED FINANCIAL RESULTS FOR THE QUARTER/YEAR ENDED 31st MARCH 2021 (₹ in lakhs)

Particulars	Quarter Ended 31.03.2021 (Audited)	Year Ended 31.03.2021 (Audited)	Quarter Ended 31.03.2020 (Audited)
1. Total Income from Operations (net)	156578	652707	180315
2. Net Profit / (Loss) from ordinary activities after tax	10437	35939	8370
3. Net Profit / (Loss) for the period after tax (after extraordinary items)	10437	35939	8370
4. Equity Share Capital	15986	15986	15986
5. Reserves (excluding Revaluation Reserve as shown in the Balance Sheet of the previous year) (including proposed dividend)	679988 (As on 31.03.2021)	679988 (As on 31.03.2021)	644041 (As on 31.03.2020)
6. Earnings Per Share (before extraordinary items) (Face Value of ₹2/- each)*			
Basic (₹)	1.31	4.50	1.05
Diluted (₹)	1.31	4.50	1.05
7. Earnings Per Share (after extraordinary items) (Face Value of ₹2/- each)*			
Basic (₹)	1.31	4.50	1.05
Diluted (₹)	1.31	4.50	1.05

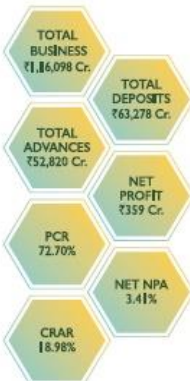
*Not annualized for the quarter.

Note : The above is an extract of the detailed format of quarterly/ yearly financial results filed with the stock exchanges under Regulation 33 of the SEBI (Listing and Other Disclosure Requirements) Regulations, 2015. The full format of the financial results is available on the website of the Bank and stock exchanges at <https://www.kvb.co.in/about-us/financial-performance/>, <http://www.nseindia.com> and <http://www.bseindia.com>.

Place: Karur
Date: 28.05.2021

For and on behalf of Board of Directors,
B. Ramesh Babu
Managing Director and CEO

BusinessLine
SATURDAY • MAY 29 • 2021



AUDITED FINANCIAL RESULTS FOR THE QUARTER/YEAR ENDED 31st MARCH 2021 (₹ in lakhs)


Particulars	Quarter Ended 31.03.2021 (Audited)	Year Ended 31.03.2021 (Audited)	Quarter Ended 31.03.2020 (Audited)
1. Total Income from Operations (net)	156578	652707	180315
2. Net Profit / (Loss) from ordinary activities after tax	10437	35939	8370
3. Net Profit / (Loss) for the period after tax (after extraordinary items)	10437	35939	8370
4. Equity Share Capital	15986	15986	15986
5. Reserves (excluding Revaluation Reserve as shown in the Balance Sheet of the previous year) (including proposed dividend)	679988 (As on 31.03.2021)	679988 (As on 31.03.2021)	644041 (As on 31.03.2020)
6. Earnings Per Share (before extraordinary items) (Face Value of ₹2/- each)*			
Basic (₹)	1.31	4.50	1.05
Diluted (₹)	1.31	4.50	1.05
7. Earnings Per Share (after extraordinary items) (Face Value of ₹2/- each)*			
Basic (₹)	1.31	4.50	1.05
Diluted (₹)	1.31	4.50	1.05

*Not annualized for the quarter.

Note : The above is an extract of the detailed format of quarterly/ yearly financial results filed with the stock exchanges under Regulation 33 of the SEBI (Listing and Other Disclosure Requirements) Regulations, 2015. The full format of the financial results is available on the website of the Bank and stock exchanges at <https://www.kvb.co.in/about-us/financial-performance/>, <http://www.nseindia.com> and <http://www.bseindia.com>.

Place: Karur
Date: 28.05.2021

For and on behalf of Board of Directors,
B. Ramesh Babu
Managing Director and CEO



EXPERIENCE DLite BY BANKING FROM HOME.

A comprehensive mobile banking app from KVB.



www.kvb.co.in
Helpline: 1860 258 1916

AUDITED FINANCIAL RESULTS FOR THE QUARTER/YEAR ENDED 31st MARCH 2021

(₹ in lakhs)



Particulars	Quarter Ended 31.03.2021 (Audited)	Year Ended 31.03.2021 (Audited)	Quarter Ended 31.03.2020 (Audited)
1. Total Income from Operations (net)	156578	652707	180315
2. Net Profit / (Loss) from ordinary activities after tax.	10437	35939	8370
3. Net Profit / (Loss) for the period after tax. (after extraordinary items)	10437	35939	8370
4. Equity Share Capital	15986	15986	15986
5. Reserves (excluding Revaluation Reserve as shown in the Balance Sheet of the previous year) (including proposed dividend)	679988 (As on 31.03.2021)	679988 (As on 31.03.2021)	644041 (As on 31.03.2020)
6. Earnings Per Share (before extraordinary items) (Face Value of ₹2/- each)*			
Basic (₹)	1.31	4.50	1.05
Diluted (₹)	1.31	4.50	1.05
7. Earnings Per Share (after extraordinary items) (Face Value of ₹2/- each)*			
Basic (₹)	1.31	4.50	1.05
Diluted (₹)	1.31	4.50	1.05

*Not annualized for the quarter

Note : The above is an extract of the detailed format of quarterly/ yearly financial results filed with the stock exchanges under Regulation 33 of the SEBI (Listing and Other Disclosure Requirements) Regulations, 2015. The full format of the financial results is available on the website of the Bank and stock exchanges at <https://www.kvb.co.in/about-us/financial-performance/>, <http://www.nseindia.com> and <http://www.bseindia.com>.

Place: Karur
Date: 28.05.2021

For and on behalf of Board of Directors,
B. Ramesh Babu
Managing Director and CEO